

Zigzag



Finished band is about 9 1/2" x 42"

Fabric

You will need 3 fabrics for the **Zigzag** band. For the best visual effect, make sure fabric B (the zigzag) contrasts with fabrics A and C. Cut all strips the width of the fabric (selvage to selvage). I highly recommend starching your fabric for this band. I use liquid starch in a spray bottle with a 1:1 starch to water dilution. This gives the fabric a nice firmness and reduces distortion when sewing together the bias cut segments.


- Fabric A (dark green in example)
 - Cut (2) 4 3/4" strips
- Fabric B (gold in example)
 - Cut (2) 1 3/4" strips
- Fabric C (light green in example)
 - Cut (2) 4 3/4" strips

Construction


- Sew two staggered, mirrored, strip sets:
A-B-C
- Stagger the ends of the strips because you will be cutting off the ends at a 45° angle.
- Press the seam allowances of one strip set toward fabric A and the other strip set toward fabric C.



- Trim the end of the strip set at a 45° angle by lining up the 45° line on your ruler with the bottom of the strip set.




- Cut the strip set into 4" segments. You should get 6-7 segments per strip set.



- Sew together pairs of opposite segments being sure to match the seams of the B fabric.
- The seams allowances should nestle together because they were pressed in opposite directions. Don't worry too much about the ends of the segments matching because they will be trimmed later. The important seams to match are the B fabric seams.



- Continue sewing pairs together until you have a band.
- Trim the band to the desired width. I measured 2 1/4" from the points of my zigzag



Alternatives

- Try different widths of strips and/or different numbers of strips.
- The band below uses the following strips:
 - Fabric A (purple in example)
 - Cut (2) 3 ½" strips
 - Fabric B (print in example)
 - Cut (2) 1" strips
 - Fabric C (green in example)
 - Cut (2) 1" strips
 - Fabric D (lavender in example)
 - Cut (2) 3 ½" strips
- The strip sets were cut into 3" segments and then joined.



Finished band is about 8" x 42"